

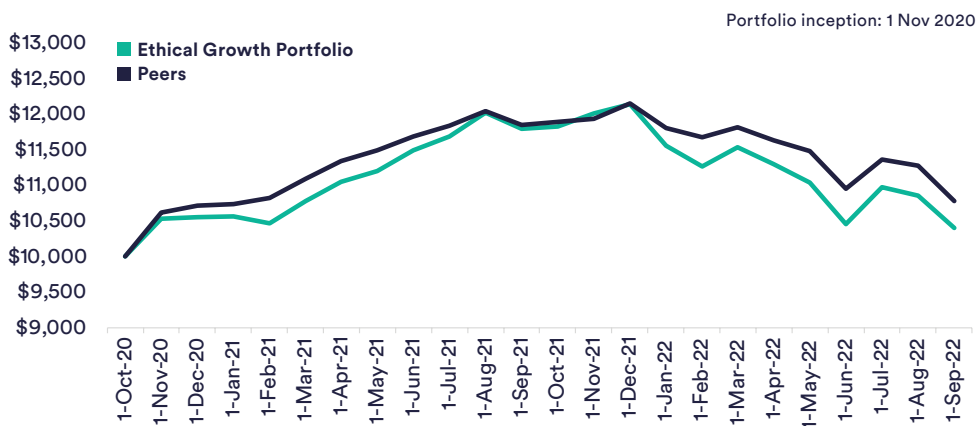
# InvestSMART Ethical Growth Portfolio

## September Quarter 2022

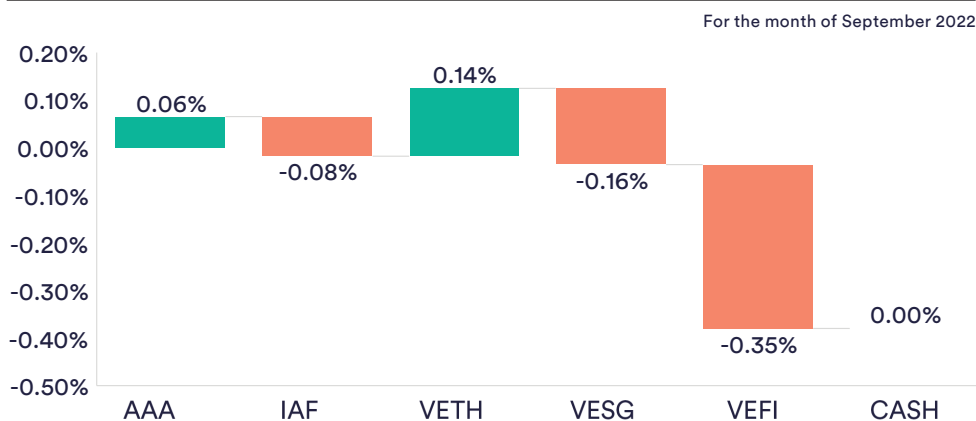
Despite all the doom and gloom in September the Ethical Growth portfolio managed to buffer itself from the worst of the market declines falling only 0.5 per cent after fees for the quarter and beat its non-ethical peer.

There were no changes to the portfolio over the quarter and InvestSMART continues to review and evaluate the portfolio's holdings and performance to assure each one is providing the correct allocation you require for a growth risk profile with an ethical screen and is meeting its long term stated goals.

### Performance of \$10,000 since inception



### Attribution of returns



### Portfolio mandate

The Ethical Growth portfolio invests in sustainable, responsible, and/or ethical investments providing you an ethical portfolio that looks to grow wealth for the future.

The objective is to invest in a portfolio of 5-15 exchange traded funds (ETFs), with more of an emphasis on 'growth' assets like Australian and international shares that have the potential to appreciate in value over time.

**\$10,000**  
Minimum initial investment

**5+ yrs**  
Suggested investment timeframe

**5 - 15**  
Indicative number of securities

**Risk profile: Medium - High**  
Expected loss in 4 to 6 years out of every 20 years

**Morningstar AUS Growth Target Allocation Net Return (NR) AUD**  
Benchmark

## Performance of Individual Holdings

### VETH – Vanguard Ethically Conscious International Shares Index ETF – 31 per cent weighting

VETH is unfortunately not immune from the tumultuous trading in the final month of the quarter. With financial risk rising, global concerns about inflation and every month of the quarter seeing a 0.5 per cent rate rise by Reserve Bank of Australia VETH could not hold on to the gains it made in July and August and finished the quarter down 1.2 per cent.

That should be put into context. September was the worst month for global markets since March 2020 - the peak of COVID. Yet VETH? finished the quarter down just 1.2 per cent.

VETH also had to deal with the majority of its holdings going ex-dividend which added to the downward pressure. That said, October will see those dividends actually returning to shareholders and it is a record amount at over AU\$43 billion. A significant amount of this will return to the market through dividend reinvestments which should support the ASX 200 and by extension VETH to start the final quarter

It should be also noted VETH's ethical filter removes most energy and resource holdings which positively impacted VETH's performance compared to the full index as these sectors were the biggest detractors on the ASX 200.

How the remainder of 2022 plays out will come down to how pessimistic the global situation gets. But it should be noted that markets are always trying to price themselves 12 months ahead and October 2023 is likely to be much rosier than the situation we have now.

### VESG – Vanguard Ethically Conscious Australian Shares ETF – 35 per cent weighting

International equities have been under huge strain. Inflation is rife in the US, Europe and even Japan. Respective cash rates are rising at the fastest pace since the 1990s and 1980s.

Yet despite all this international event risk, VESG finished the quarter down just 1.5 per cent. July and August were very positive months – there were expectations that global inflation was peaking, and that the US Federal Reserve in particular would moderate its rate hiking path.

This though was incorrect and led to a repricing of global markets, which led to VESG having its worst month since the start of the pandemic in September.

Looking forward, markets are currently dealing with a high probability of recession in Europe and America. Markets are also grappling with rate increases that are bigger and sharper than most have experienced in living memory, which is making pricing difficult.

What should be noted about US recessions in modern history is: once a recession is confirmed it normally leads to a rally in US equities. The main reasoning for these rallies is the market's belief things can only improve. Whether that trend continues into the future is something we are watching very closely.

### AAA – Betashares Australian High Interest Cash ETF – 13 per cent weighting

AAA continued to power ahead as interest rate rises from the Reserve Bank of Australia (RBA) translated into higher yields for money markets. The interest on AAA has now jumped to 2.73 per cent, having started the calendar year at 0.2 per cent. This is pushing the total returns on AAA to levels not seen in its history. This much-needed return from an asset class that has suffered over the last decade is good to see and is providing a solid defensive asset in your portfolio during this period.

### IAF – iShares Core Composite Bond ETF – 11 per cent weighting

If it wasn't for the UK's government's decision to implement their unfunded tax cuts using UK government debt, Australian bonds would have probably finished the quarter in the black.

Having priced in the risk of rapid rate rises from the Reserve Bank of Australia (RBA) and other central banks in June, Australian bonds recovered solidly in July and August.

The Australian Commonwealth Government Bond (ACGB) 10-year bond yield moved from 3.77 per cent at the end of June to 3.34 per cent at the end of August. This movement was not exclusive to the ACGB 10 year either and similar declines in yields were seen across all maturities, helping IAF appreciate.

However, as mentioned, the release of the UK's unfunded tax policy coupled with sharper and harder rate rises from the US Federal Reserve riled global and domestic bond markets, leading to a complete

reversal of fortunes for IAF and seeing it lock in its second consecutive quarter of losses, finishing down 1.26 per cent for the quarter.

Looking forward, the very large and dramatic declines seen in the first half of 2022 are unlikely to recur in the final quarter as rate rises are now priced in, which should limit further downsides.

## Performance vs Peers\*

	3 mths	6 mths	1 yr	SI p.a
<b>Ethical Growth Portfolio</b>	-0.5%	-9.9%	-11.8%	2.1%
<b>Peers</b>	-1.5%	-8.7%	-9.1%	4.0%
<b>Excess to Peers</b>	1.0%	-1.2%	-2.7%	-1.9%

Fees: InvestSMART Ethical Growth fees are 0.55% Vs Average of 751 peers 1.63%

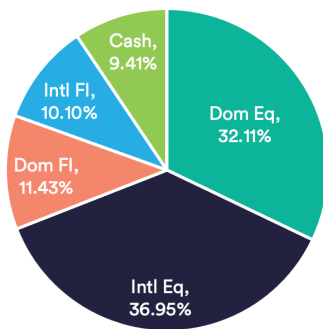
Note: Our InvestSMART Growth is benchmarked against Morningstar® Australia Growth Target Allocation NR AUD+

Portfolio inception (SI): 1 Nov 2020

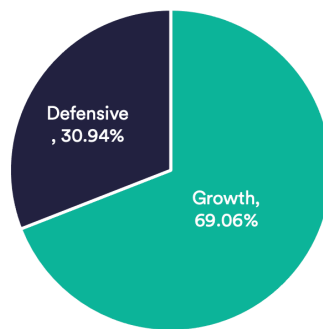
\* Performance shown is theoretical from 1 November 2020 and includes management fees but excludes brokerage and other trading costs.

## Attribution of returns

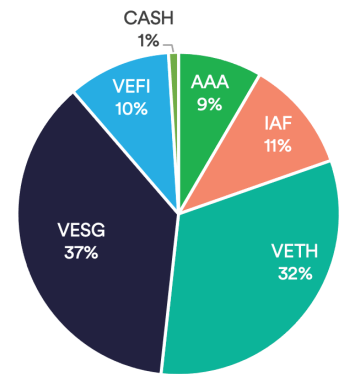
### By class



### By profile



### By holdings



## Our Investment Committee



**Alastair Davidson**

Head of Funds Management



**Effie Zahos**

Independent Director



**Alan Kohler**

Editor-in-Chief



**Paul Clitheroe**

Chairman



**Ron Hodge**

Managing Director

## Important information

This document has been prepared by InvestSMART Funds Management Limited (ABN 62 067 751 759, AFSL 246441) (InvestSMART), the responsible entity of the InvestSMART Capped Fee Portfolios (Fund) and issuer of the Fund. While every care has been taken in the preparation of this document, InvestSMART makes no representations or warranties as to the accuracy or completeness of any statement in it. To the maximum extent permitted by law, neither InvestSMART, its directors, employees or agents accept any liability for any loss arising in relation to this document. This document is not an endorsement that this portfolio is appropriate for you and should not be relied upon in making a decision to invest in this product. You should always consider the relevant disclosure document (including Product Disclosure Statement, Investment Menu, Target Market Determination and Financial Services Guide along with any accompanying materials) and/or seek professional advice before making any investment decision. Disclosure documents for financial products offered by InvestSMART can be downloaded from the InvestSMART website or obtained by contacting 1300 880 160. The document provides general financial information only. InvestSMART has NOT considered your personal objectives, financial situation and needs when preparing this document. You should consider your individual objectives, financial situation and needs and seek professional advice where necessary before making any investment decision. Past performance is not a reliable indicator of future performance. InvestSMART does not assure nor guarantee the performance of any financial products offered. InvestSMART, its associates and their respective directors and other staff each declare that they may, from time to time, hold interests in securities that are contained in this investment product.

All table and chart data is correct as at 30 September 2022.